

For each subject, write a sentence that answers this question:

*Why is this subject important to us?*

**Subject 1:** Math

**Subject 2:** Science

**Subject 3:** Social Studies


**Subject 4:** Language Arts

Read Sections 2 through 5. After reading each section, decorate the hat that matches that social scientist. Write words and draw symbols and pictures to tell what each social scientist does.


**2. Economist**




**3. Geographer**



**4. Political Scientist**



**5. Historian**



Picture yourself as an archaeologist 500 years from now. Carefully examine the artifacts in front of you. Then write a detailed description of four artifacts. Use the following questions to help you describe each artifact:

- What materials do you think the artifact is made of?
- Is the artifact large or small?
- Is it worn or broken, or is it in good shape?
- What might someone in the future think this object was used for?

Artifact 1	Artifact 2
Artifact 3	Artifact 4

What conclusions might an archaeologist draw about how the makers of the artifacts lived?

Complete one of the following four activities. Use one of the Extra Student Work pages at the back of your Interactive Student Notebook.


**Economist Activity**

Write a short story about a time when you earned money on your own. Illustrate your story.



**Geographer Activity**

Decide which state you might like to live in when you are an adult. Draw a map of the state. Under the map, explain your reasons.



**Political Scientist Activity**

Write a note to your principal in which you suggest an improvement to your school grounds. In your note, explain to the principal why your opinion should matter.



**Historian Activity**

Create a timeline of your mother's, father's, or guardian's past. Draw a horizontal line from left to right to represent the person's life. Draw short vertical (up-and-down) lines to show when an important event happened (like the day someone was born). Put the events in the order in which they happened, with the first one farthest to the left. Include at least five events that most explain who the person is today. Draw a symbol for each event on the timeline.

