



Draw two pieces of clothing that Robert will need to wear when he goes outside for recess in the winter.



How does geography affect life in the Southeast? Investigate for yourself. For each placard, follow the four steps in the corresponding box on the following pages.



Placard A: Geography Investigation: Elevation in the Southeast

Step 1: Draw an arrow from this box to the geography feature in the illustration that best matches the map on the wall.

Step 2: Write your hypothesis (educated guess) to Geography Investigation Question 4.

Step 3: Read Section 2 in *Social Studies Alive! Regions of Our Country*.

Is your hypothesis mentioned in the book? Circle *yes* or *no*. Yes No

Step 4: Write one effect that elevation has on the Southeast region.

Placard B: Geography Investigation: Rivers and Ocean of the Southeast

Step 1: Draw an arrow from this box to the geography feature in the illustration that best matches the map on the wall.

Step 2: Write your hypothesis (educated guess) to Geography Investigation Question 4.

Step 3: Read Section 3 in *Social Studies Alive! Regions of Our Country*.

Is your hypothesis mentioned in the book? Circle *yes* or *no*. Yes No

Step 4: Write one effect that the rivers and the ocean have on the Southeast region.

Placard C: Geography Investigation: The Fall Line in the Southeast


Step 1: Draw an arrow from this box to the geography feature in the illustration that best matches the map on the wall.

Step 2: Write your hypothesis (educated guess) to Geography Investigation Question 4.

Step 3: Read Section 4 in *Social Studies Alive! Regions of Our Country*.

Is your hypothesis mentioned in the book? Circle *yes* or *no*. Yes No

Step 4: Write one effect that the fall line has on the Southeast region.



Placard D: Geography Investigation: Natural Resources of the Southeast

Step 1: Draw an arrow from this box to the geography feature in the illustration that best matches the map on the wall.

Step 2: Write your hypothesis (educated guess) to Geography Investigation Question 4.

Step 3: Read Section 5 in *Social Studies Alive! Regions of Our Country*.

Is your hypothesis mentioned in the book? Circle *yes* or *no*. Yes No

Step 4: Write one effect that natural resources have on the Southeast region.

Placard E: Geography Investigation: Growing Seasons in the Southeast

Step 1: Draw an arrow from this box to the geography feature in the illustration that best matches the map on the wall.

Step 2: Write your hypothesis (educated guess) to Geography Investigation Question 4.

Step 3: Read Section 6 in *Social Studies Alive! Regions of Our Country*.

Is your hypothesis mentioned in the book? Circle *yes* or *no*. Yes No

Step 4: Write one effect that the lengthy growing season has on the Southeast region.

Placard F: Geography Investigation: Dangerous Weather in the Southeast

Step 1: Draw an arrow from this box to the geography feature in the illustration that best matches the map on the wall.

Step 2: Write your hypothesis (educated guess) to Geography Investigation Question 4.

Step 3: Read Section 7 in *Social Studies Alive! Regions of Our Country*.

Is your hypothesis mentioned in the book? Circle *yes* or *no*. Yes No

Step 4: Write one effect that weather events have on the Southeast region.

Step 1: Suppose that you are a reporter for a newspaper. Your assignment is to interview people in Florida who experienced Hurricane Andrew. Write three important questions that you would want to ask these people, to find out how Hurricane Andrew affected their lives.

1.

2.

3.

Step 2: Now suppose that you lived in Florida when Hurricane Andrew hit. Using what you learned from your reading, answer the three questions above.

1.

2.

3.

Step 3: Write a one-paragraph newspaper story on the effect Hurricane Andrew had on Florida. Make up a quotation from someone who survived the storm. Give your article a catchy title.

Select three of the geography topics you have just studied: climate, elevation, natural resources, or bodies of water such as rivers, lakes, and oceans. How do these factors affect your life and the lives of people around you? Write each topic in one of the boxes on the left. Then, in the matching box on the right, draw an illustration to show the effects of geography in your area.

Geography in My Area

Effects of Geography in My Area
