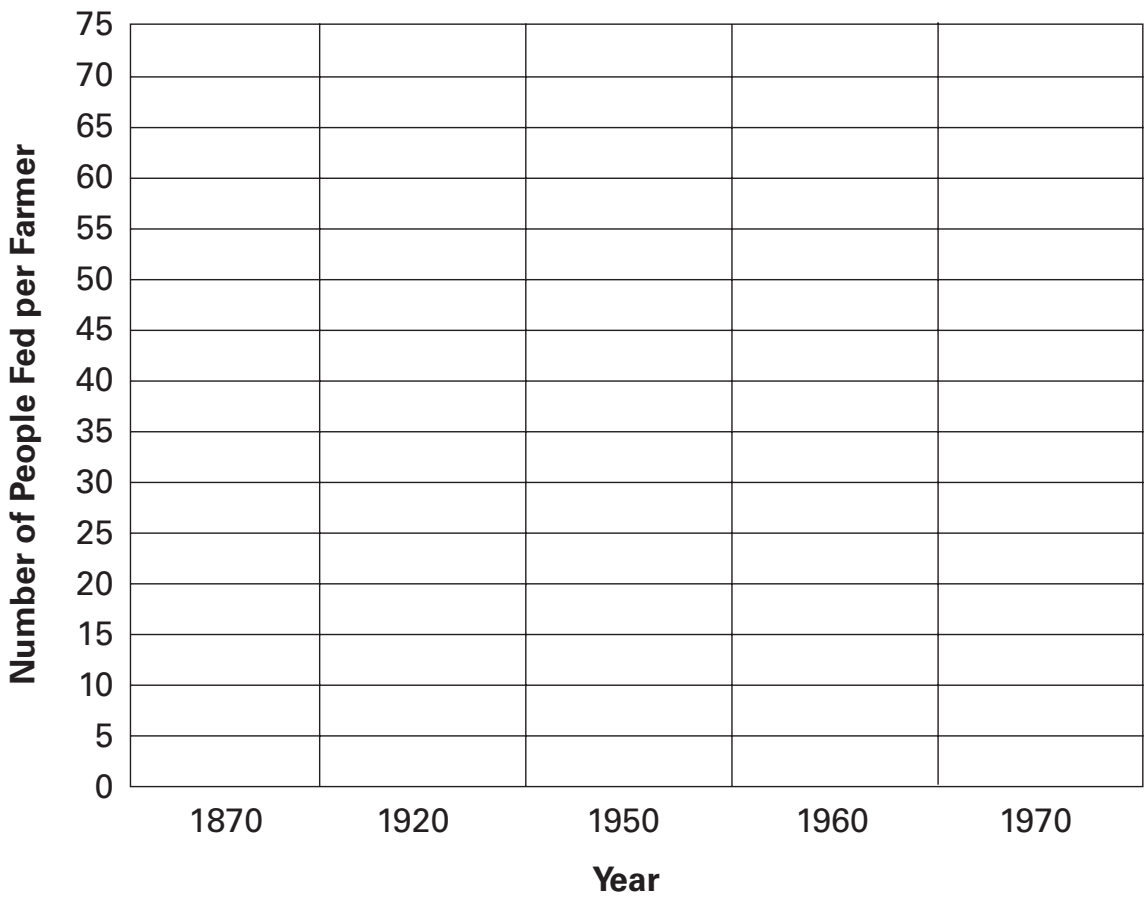


Step 1: In each of these years, the average farmer fed this number of people:

1870: 5 people 1920: 10 people 1950: 15 people

On the graph below, use a crayon to fill in the number of people for each of these three years.



Step 2: On the graph below, use a pencil to fill in your predictions for 1960 and for 1970.




Step 3: In 1960, the average farmer fed 25 people. In 1970, the average farmer fed 75 people. Use a crayon to fill in these figures on your bar graph.

Step 4: Finish this sentence: *I believe one farmer fed more people as the years went by because...*

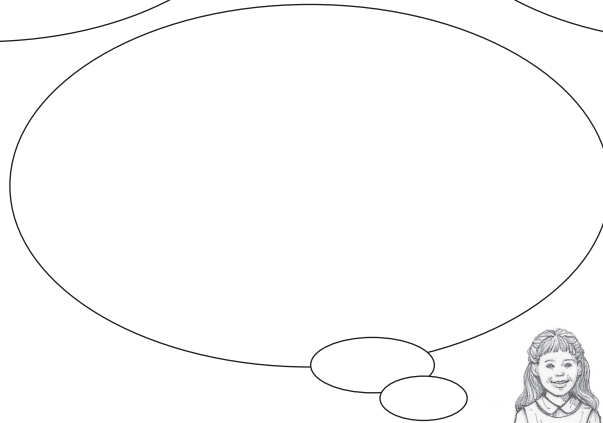


2. Below are the beginnings of two bar graphs. Color boxes in the first graph red to show the number of Americans, out of 100, who lived on a farm in 1800. Color boxes in the second graph blue to show the average size of a farm in 1800.





3. In the boxes below, draw two tools that farmers used in 1800.




4. Write one sentence in each thought bubble to tell about farm life in 1800.




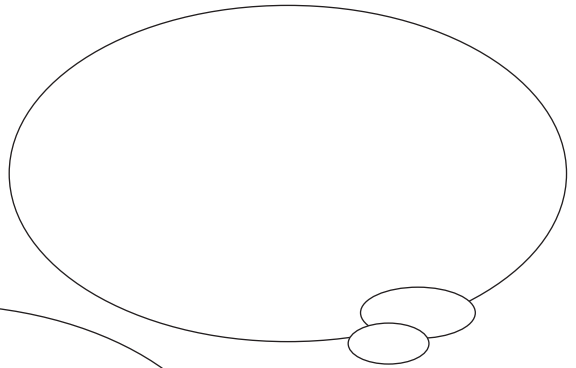

5. Continue filling in the bar graphs. Copy information from page 2 to fill in the first column of each graph. Then complete the second column of each graph. Color the appropriate number of spaces on the first graph red. Color the appropriate number of spaces on the second graph blue.



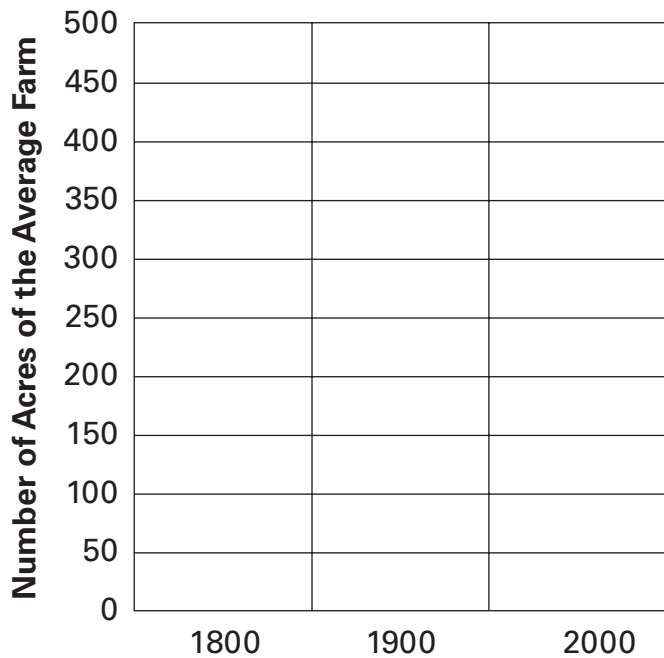
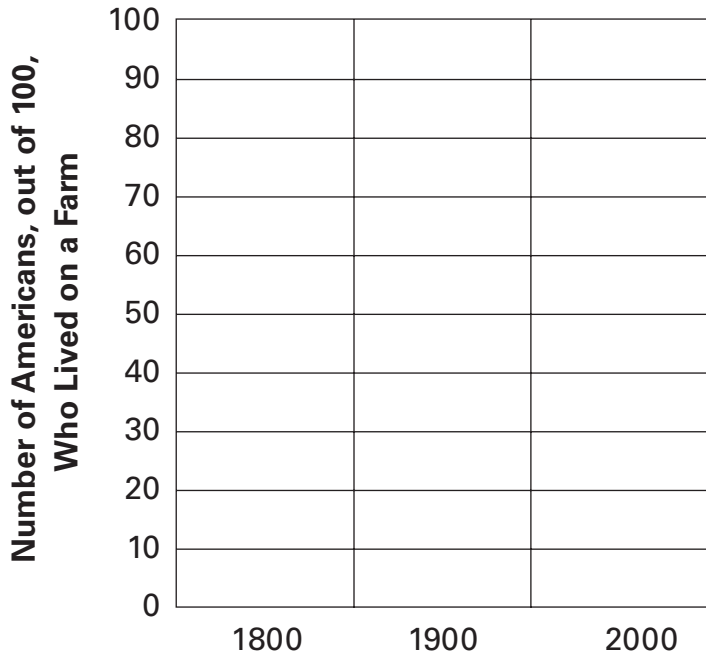
6. In the boxes below, draw two tools that farmers used in 1900.





7. Write one sentence in each thought bubble to tell about farm life in 1900.






8. Complete the bar graphs. Copy information from page 4 to fill in the first two columns of each graph. Then complete the third column of each graph. Color the appropriate number of spaces on the first graph red. Color the appropriate number of spaces on the second graph blue.



9. In the boxes below, draw two tools that farmers used in 2000.




10. Write one sentence in each thought bubble to tell about farm life in 2000.




You have learned about the many ways in which people today use corn. How might people use corn in the future? Suppose it is 2090. You work for the agency responsible for space flight. Using what you have learned about corn, propose three ideas for using corn to make space travel, or life in space, easier.

Write a paragraph describing your ideas in detail.




In each box below, draw one item to show what farming was like at each point in time.

1800



1900



Today

